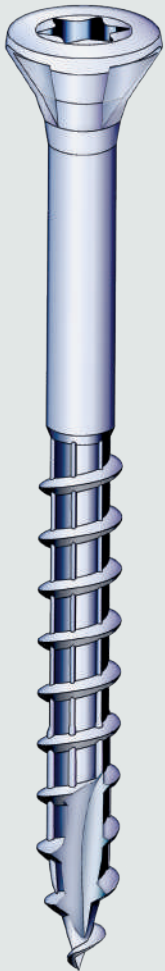
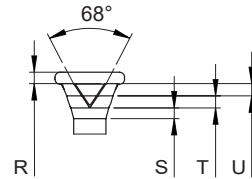
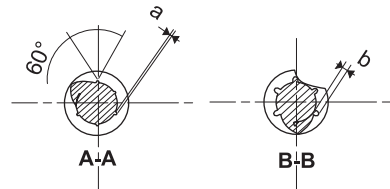
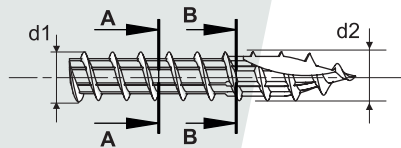
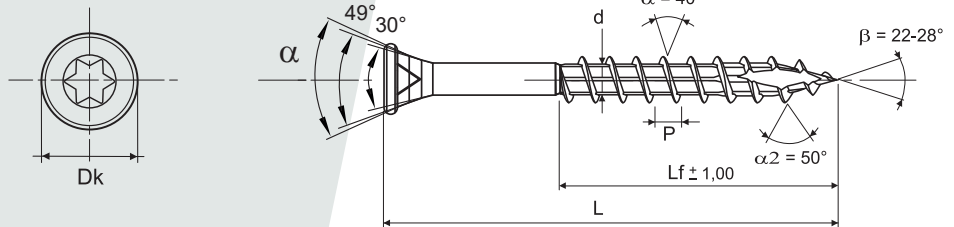
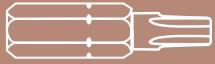




CLADDING SCREWS

COUNTERSUNK HEAD STAR



TECHNICAL CHARACTERISTICS

	Ø 3,5	Ø 4,5
Head depth	1,30/1,60	1,50/1,80
Screw driver	T10	T20
Dk	5,50 / 6,00	7,00/7,50
d	2,20 / 2,50	2,60 / 2,90
d1	3,45	4,45
d2	3,55	4,55
P	2,00 ± 10 %	2,60 ± 10 %
α	60°	64°
R	0,80	1,20
S	0,90	1,07
T	0,81	1,21
U	1,01	1,18



EN 14592
+A1 2012

A2 stainless steel